CITY OF HARVARD

BUDGET

FY2009/2010

TABLE OF CONTENTS

GENERAL FUND REVENUE ESTIMATES	11
ADMINISTRATION DEPARTMENT	13
STREET DEPARTMENT	15
POLICE DEPARTMENT	16
COMMUNITY DEVELOPMENT DEPARTMENT	18
SUMMARY OF GENERAL FUND	19
WATER AND SEWER FUND REVENUE ESTIMATES	22
UTILITY OPERATIONS	23
UTILITY MAINTENANCE	24
WATER BOND FUND	25
SUMMARY OF WATER AND SEWER FUND	26
DIAL-A-RIDE FUND	28
PARK AND POOL FUND	29
NISRA FUND	32
ROAD AND BRIDGE	33
OFF-STREET PARKING	35
MOTOR FUEL TAX FUND	36
POLICE PROTECTION	39
POLICE PENSION	40
INSURANCE FUNDS	41
FICA, IMRF	42
AUDIT	43
DEBT SERVICE	44
LIBRARY	45
BUDGET SUMMARY	47
TIF	49
SSA'S	50
CONTINGENCY	51
NEW EQUIPMENT	52
DEBT SERVICE	55

CITY OF HARVARD
OFFICE OF THE MAYOR

Jay Nolan
Mayor

Municipal Building • 201 West Front Street
P.O. Box 310 • Harvard, Illinois 60033
815-943-6468 • Fax 815-943-4556
e-mail: mayor@cityofharvard.org

April 22, 2009

TO: **CITY COUNCIL**

RE: **BUDGET FY2009/2010**

Dear Members of the City Council:

I am pleased to bring to you the balanced budget for Fiscal Year 2009/2010. In this year ahead of us it will be a challenge to maintain a balanced budget as we try to provide the best quality services and infrastructure improvements to the residents of our community. I am confident, that with the support and continued diligence of the City Council and staff, we will stay on budget again this year.

The 2009/2010 budget reflects the state of the current economy and the City Council's goal to provide our citizens with the best possible services while maintaining fiscal responsibility. It is imperative that the City Council continue discussions/financial workshops to look at corrective measures to achieve financial stability and to continue a diligence in our spending that will result in long-term financial reserves. I look forward to working with each of you as we establish future goals and priorities that will allow us to address the needs of our community.

This fiscal year should have some exciting opportunities for new growth and continued development in our TIF Districts. The Downtown Ayer Streetscape Project is completed and shows that the City of Harvard is moving forward. With the help of our 0% loan money we have some building owners looking to upgrade their buildings along Ayer St. With the help of the Harvard Economic Corp. we are looking for ways to fill some of the vacant buildings on Ayer St.

Phase 3 in Arrow Head Industrial park is still moving forward and will be completed this spring.
A new 20,000 sf building was just sold and a 42,000 sf building is planned to start in May.

I look forward to the coming year which should be an exciting one even in the midst of a challenging economy as we continue to work together towards positive growth in our community which will enhance the quality of life for our residents.

Sincerely,
CITY OF HARVARD

Jay T. Nolan

Jay T. Nolan,
Mayor

PROPERTY TAX 2009-2010

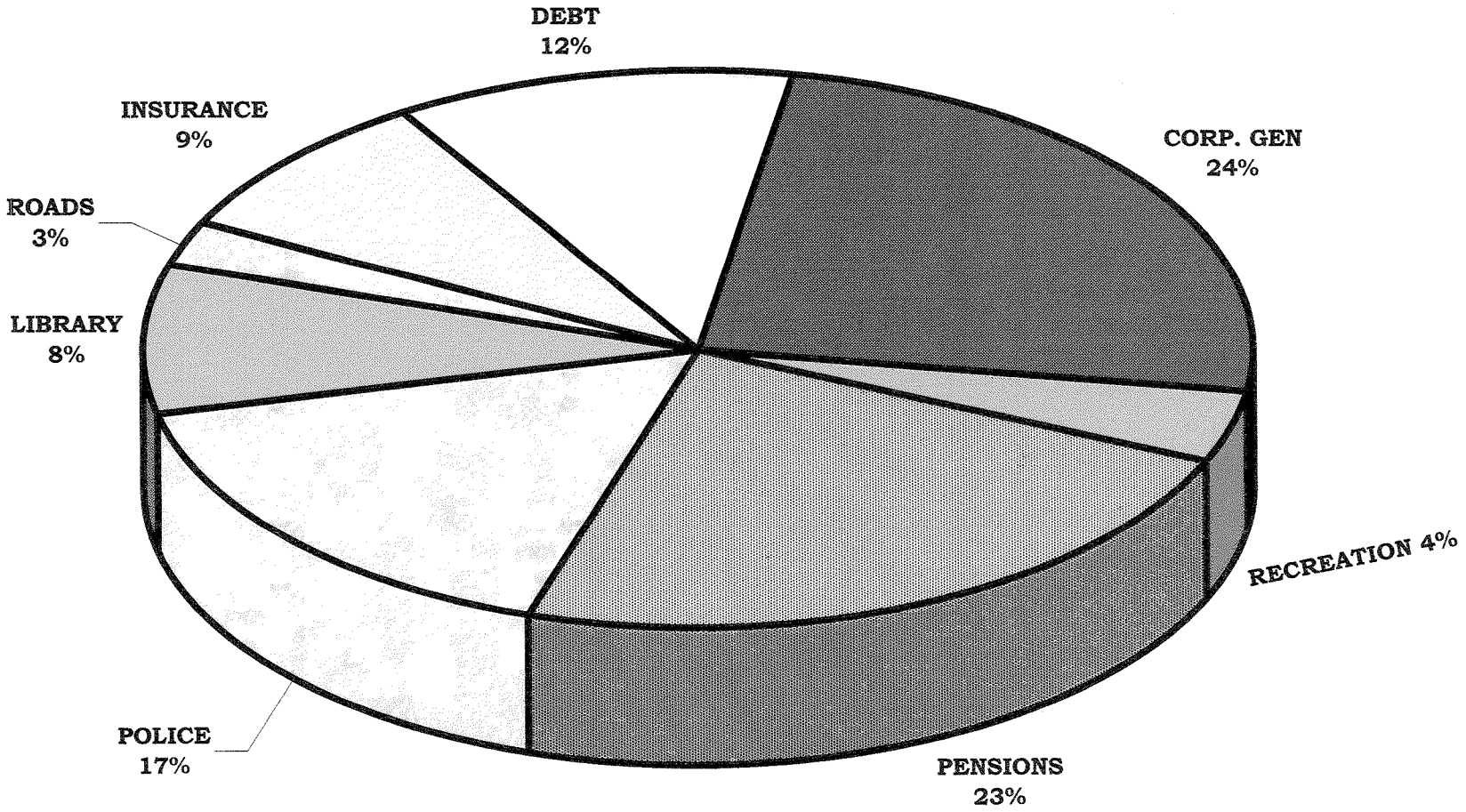

Date: **April 21, 2009**

From: **Dave Nelson, City Administrator**

Re: **Budget Proposal**

To: **Mayor**
Finance Committee
City Council

Mayor, Committee, and City Council:

As, we discussed last year I am prepared to examine the same trending patterns in our expenses, and further have added a brief discussion concerning the revenue expectations.

We have been fortunate to see some stabilization in our electricity cost and gasoline costs. Electricity has stabilized due to our efforts at long term commitments for the purchase and gasoline prices has seemed to stay steady the last several months. This has allowed us to budget a little better at least with a proper estimate of costs.

ELECTRICITY COST

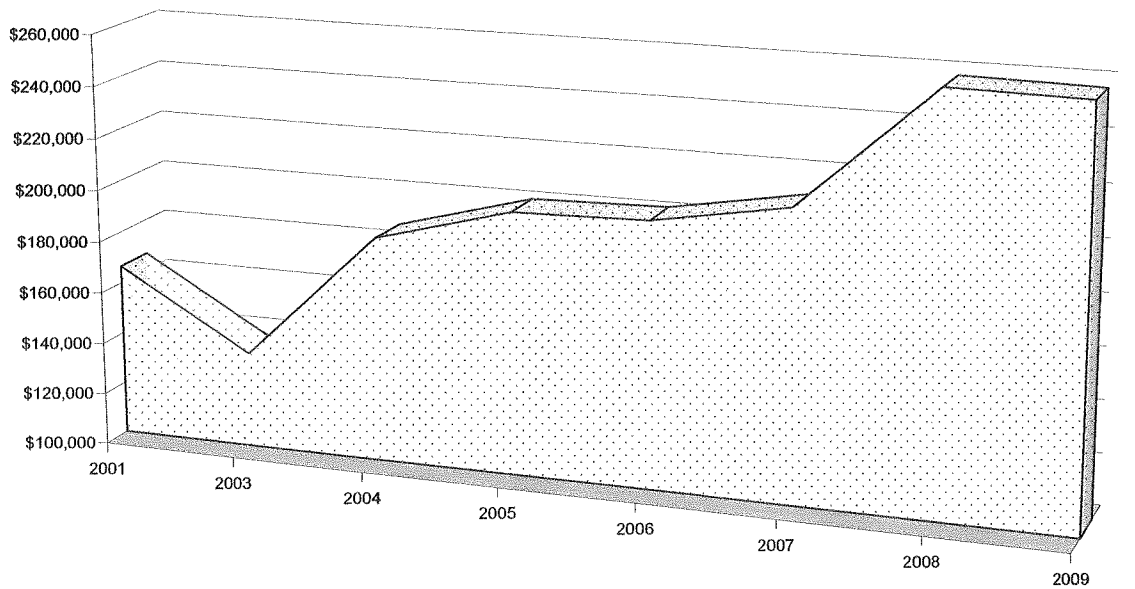

GASOLINE

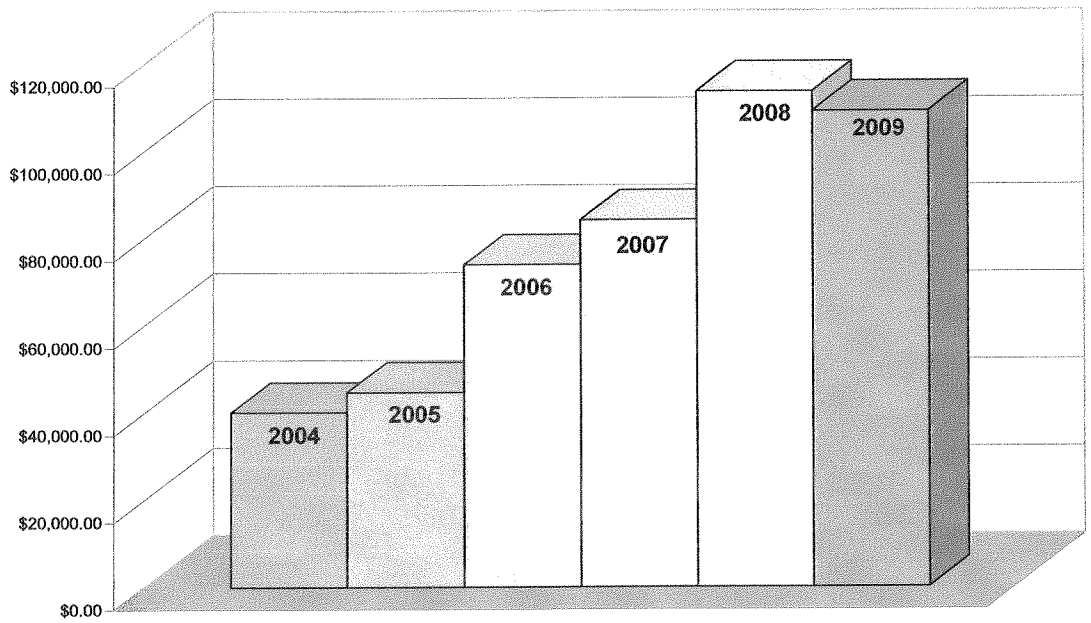

Wages and health insurance have both increased but with the wages we have a known increase as we have not added any additional personnel. The benefits on the other hand continue to increase with double digit percentage increases and it is unknown whether this will stabilize any time soon.

WAGES

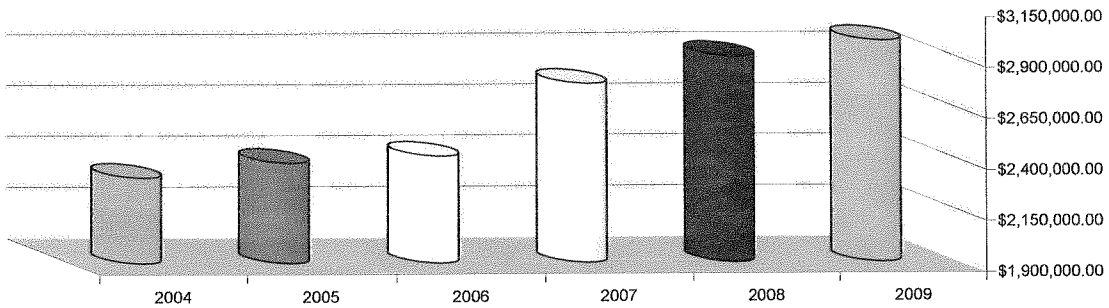

HEALTH INSURANCE

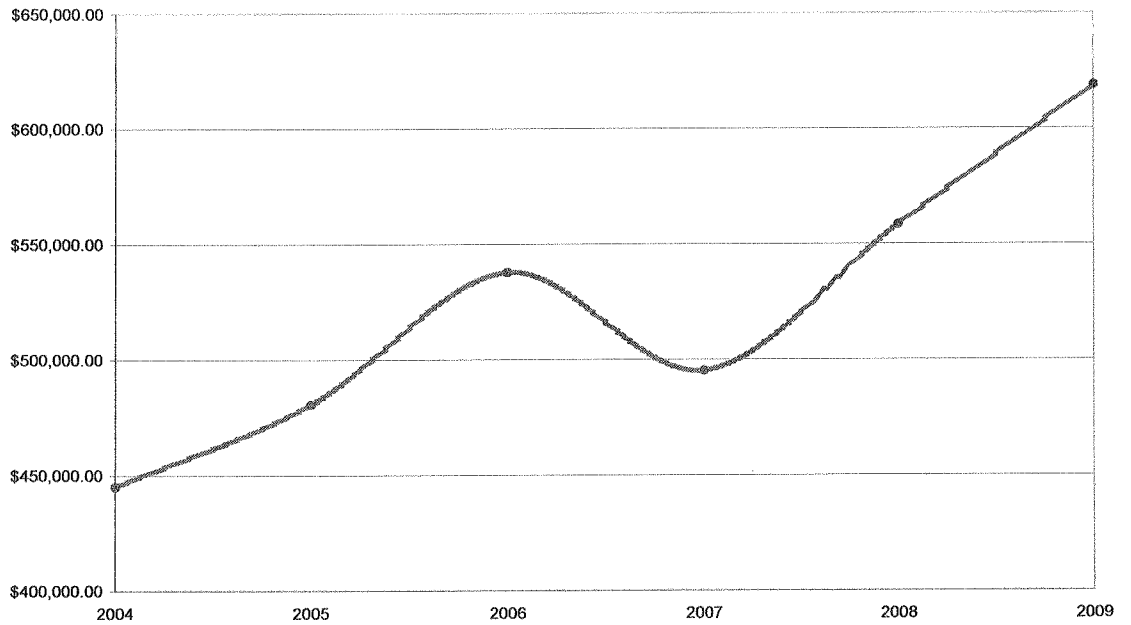

The total revenue stream is, overall, flat and in some cases decreasing.

Sales tax is estimated to decrease and reflects an adjustment to levels two years ago. This decrease is a direct reflection upon economic times and when it will increase once again is unknown at this time. Income tax is flat at best and offers no real opportunities for any real revenue growth.

CITY OF HARVARD SALES TAX 2006-2009

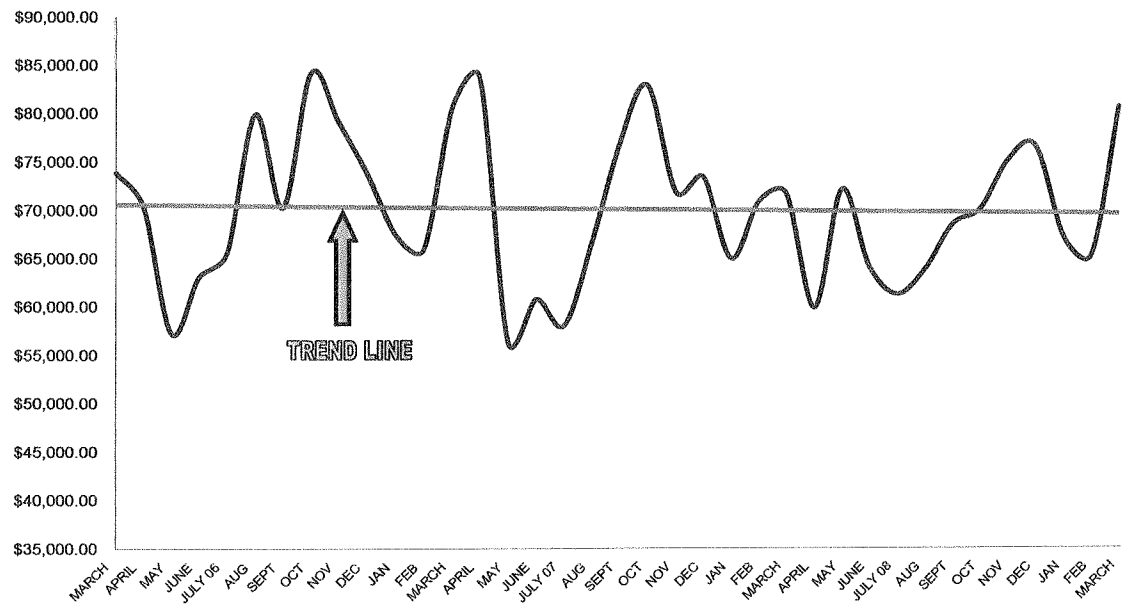

CITY OF HARVARD INCOME TAX 2006-2009

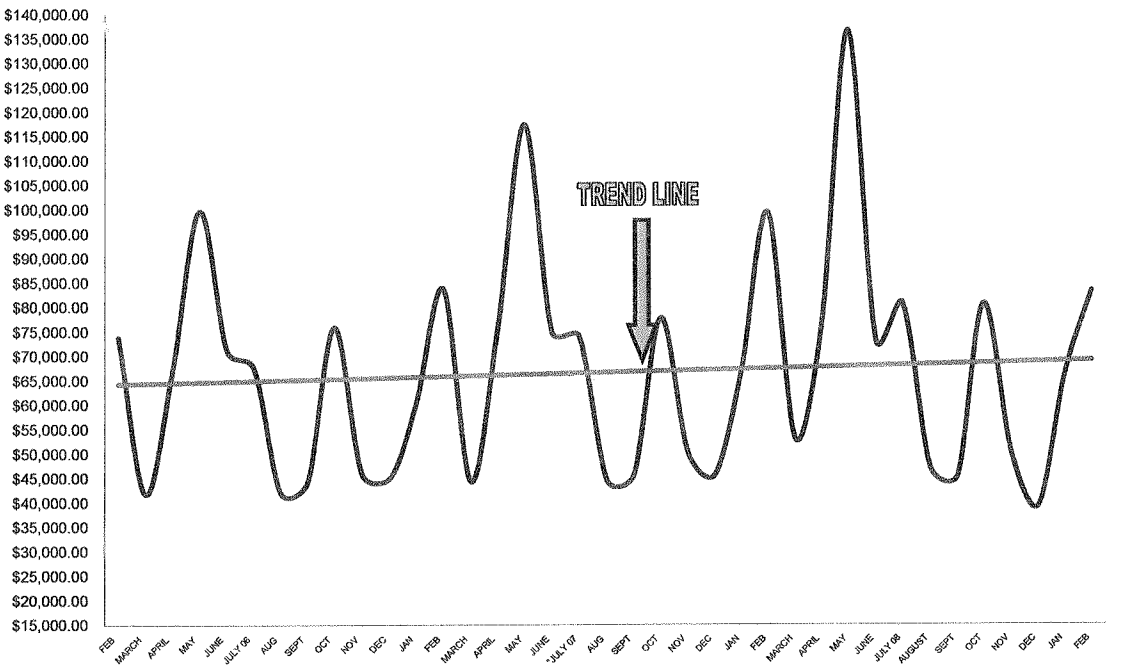

Property tax generated throughout this budget shows a moderate growth rate across the board. This tax, of course, is generated from existing property and from new property added into the calculation. Much of this revenue is set aside in the many different funds and businesses that we operate and is restricted for specific purposes. Income taxes are calculated on a state wide basis and distributed to all municipalities on a per capita basis. This income has a direct effect upon the corporate general fund only. All of the revenue in this document as a whole represent a decrease in funding levels fro the previous year.

I would like to make several recommendations concerning future budgets and future financial considerations.

- I would recommend that we re-implement the five year capital improvement plan in the Corporate General fund so that we may establish our financial goals, and we need to continue our review of the five year capital improvement plan in the water and sewer fund. This type of planning, regardless of financing options, will only benefit our community.

- I would recommend that we discuss a new Police Department, future park and recreation needs, water & sewer needs, equipment purchases, and additional funding for roads.

- I would recommend that we continue with financial and general strategy workshops to set our goals.

- I would recommend that we update the comprehensive land use plan. This planning is becoming critical as we may experience some growth pressures in the coming years. Part of this planning needs to include a continual review of cash flow and financial needs.

- I would recommend that we accumulate $1,250,000 in cash reserves to offer future financial stability.

- I would recommend a review of all city services and determine the effectiveness of each one.

- I would recommend setting minimum staffing levels in all departments and place in ordinance or resolution form.

The biggest challenges that we still face are the financial stability of our operations in the Corporate General Fund, and the Water Sewer Fund. These two funds account for 75% of all planned expenses and offer the most flexibility in spending decisions. The current financial condition of these two funds is tentative at best and financial decisions will have to be made for the long term.

CITY OF HARVARD REVENUE

2009-2010

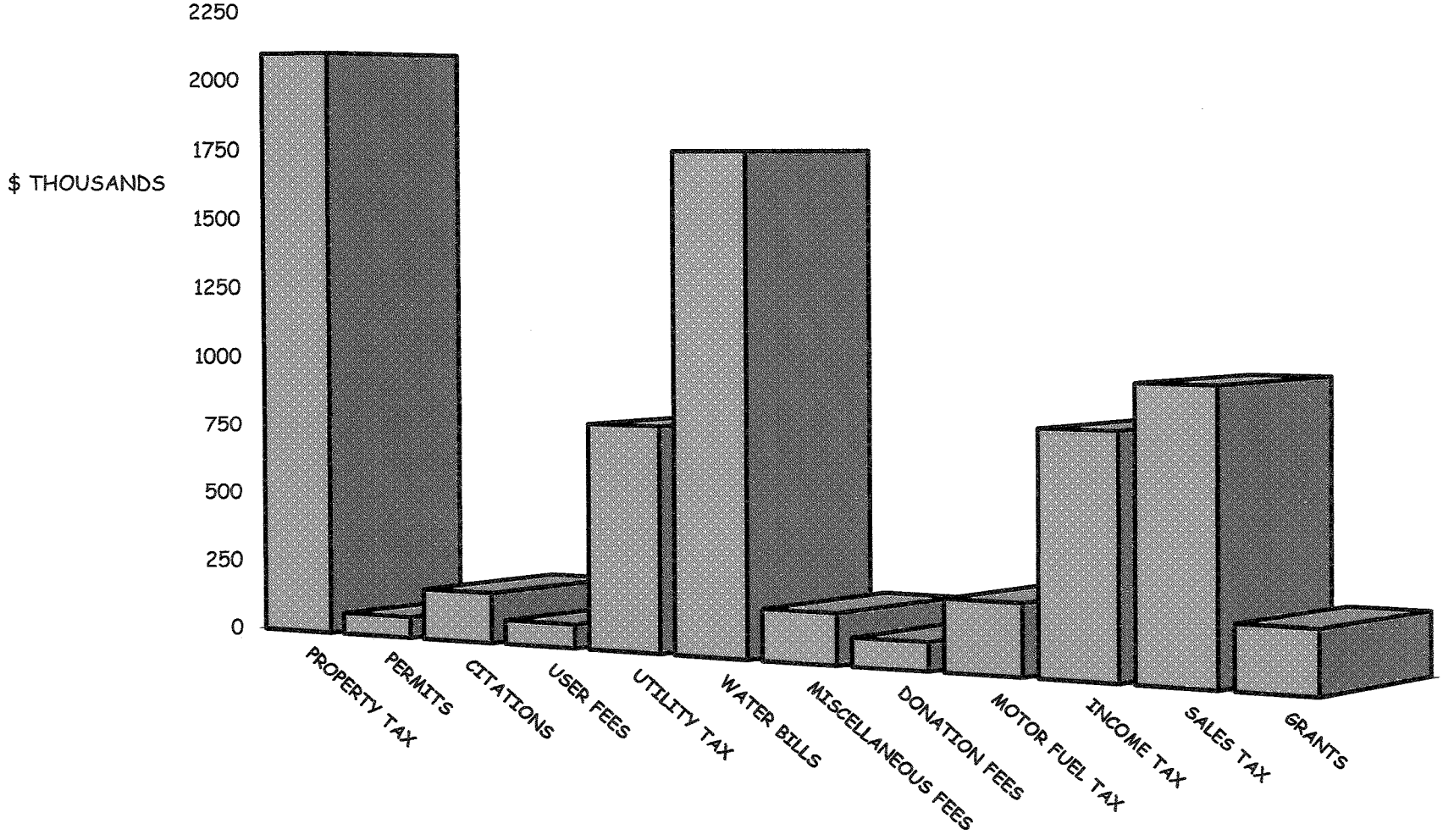

CITY OF HARVARD EXPENSES

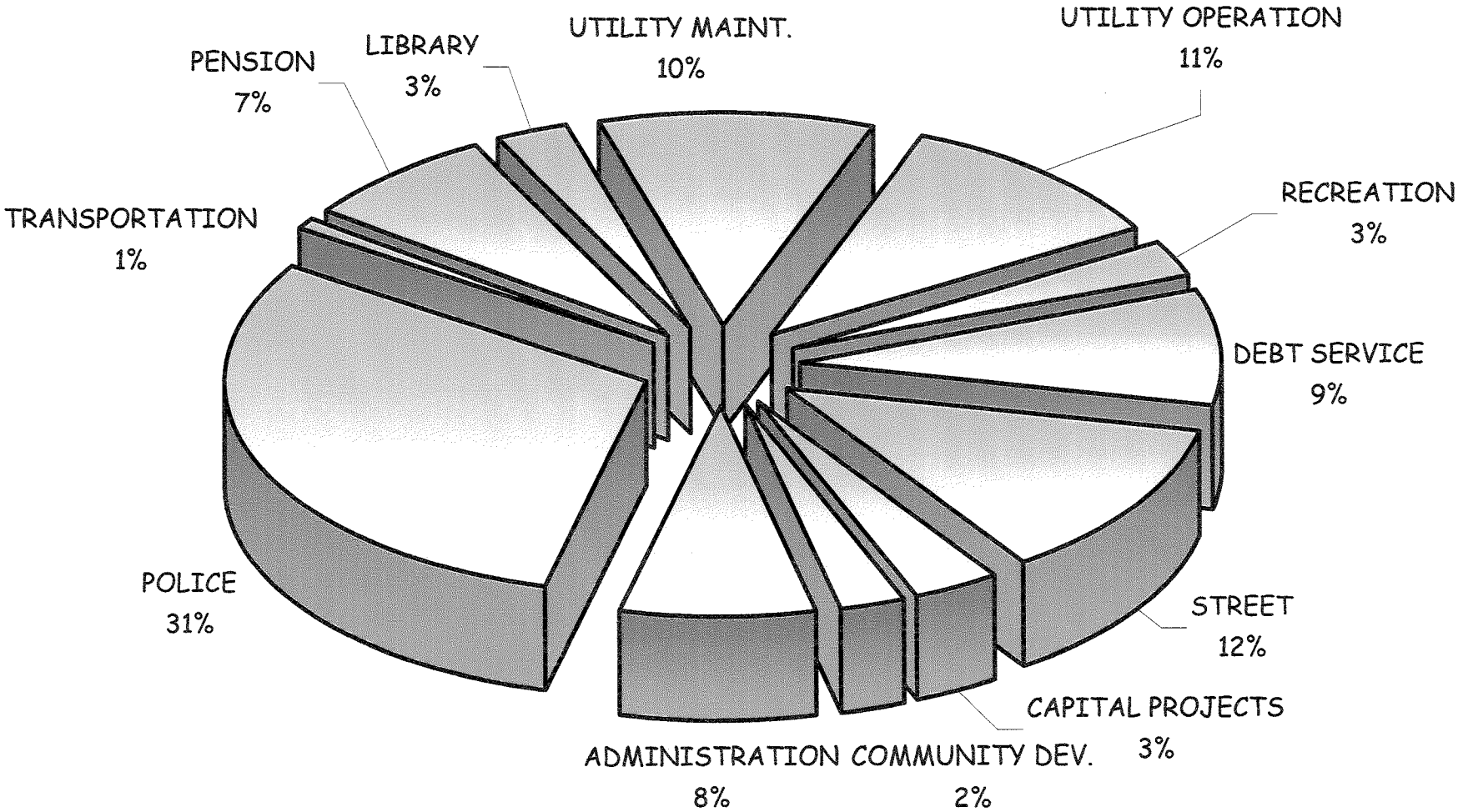

GENERAL FUND REVENUE ESTIMATES

	Fiscal Year 2007-2008	Fiscal Year 2008-2009	Fiscal Year 2009-2010
PROPERTY TAXES GENERAL	$ 350,000.00	$ 467,000.00	$ 641,395.00
PROPERTY TAXES AUDITORS		$ 27,500.00	$ 30,000.00
PROPERTY TAXES POLICE PROTECTION		$ 174,000.00	$ 236,000.00
PROPERTY TAXES ROAD AND BRIDGE		$ 65,000.00	$ 67,000.00
INCOME TAXES	$ 775,000.00	$ 831,000.00	$ 831,000.00
MUNICIPAL SALES TAXES	$ 990,000.00	$ 1,133,500.00	$ 990,000.00
ROAD AND BRIDGE REPLACEMENT TAX		$ 13,000.00	$ 12,500.00
REPLACEMENT TAXES	$ 80,000.00	$ 86,000.00	$ 81,000.00
LIQUOR LICENSE/GENERAL LICENSE	$ 56,000.00	$ 46,000.00	$ 46,000.00
CONTRACTORS LICENSE	$ 15,000.00	$ 15,000.00	$ 13,000.00
BUILDING PERMITS 10 PERMITS	$ 375,000.00	$ 200,000.00	$ 50,000.00
HEALTH INSURANCE REIMBURSEMENTS	$ 30,000.00	$ 18,000.00	$ 8,300.00
POLICE REIMBURSEMENTS	$ 30,000.00	$ 30,000.00	$ 42,000.00
MILK DAY INLCUDED SCHOOL REIMBURSEMENTS	$ -	$ -	$ -
POLICE FINES	$ 165,000.00	$ 172,000.00	$ 179,000.00
DUI FINES	$ 2,200.00	$ 2,200.00	$ 2,200.00
ELECTRIC TAX	$ 375,000.00	$ 390,000.00	$ 370,000.00
NATURAL GAS TAX	$ 160,000.00	$ 160,000.00	$ 200,000.00
TELEPHONE TAX	$ 215,000.00	$ 215,000.00	$ 225,000.00
ZONING HEARING & PLATTING FEES	$ 100,000.00	$ 100,000.00	$ 20,000.00

GENERAL FUND REVENUE ESTIMATES

	Fiscal Year 2007-2008	Fiscal Year 2008-2009	Fiscal Year 2009-2010
CABLE FRANCHISE FEES	$ 46,500.00	$ 46,500.00	$ 51,000.00
ESCROW FROM DEVELOPERS	$ 150,000.00	$ 135,000.00	$ 25,000.00
INTEREST	$ 15,000.00	$ 15,000.00	$ 12,000.00
MISCELLANEOUS	$ 7,500.00	$ 7,500.00	$ 20,000.00
DONATIONS/EVENTS		$ 21,000.00	$ 21,000.00
HOTEL MOTEL TAX	$ 27,500.00	$ 27,500.00	$ 15,000.00
TRANSFER IN	$ 138,178.00	$ 109,250.00	$ 18,000.00
GRANTS	$ 35,000.00	$ 160,000.00	$ 70,000.00
RECEIPT OF RENT	$ 10,000.00	$ 10,000.00	$ 20,000.00
GARBAGE STICKERS		$ 500.00	$ 500.00
SURPLUS PROPERTY	$ 2,000.00	$ 3,500.00	$ 3,500.00
PARKING FEES		$ 92,000.00	$ 92,500.00
SIDEWALK REIMBURSEMENT		$ 40,000.00	$ 40,000.00
MINING FEES	$ 30,000.00	$ 30,000.00	$ 4,500.00
TOTAL	**$ 4,179,878.00**	**$ 4,842,950.00**	**$ 4,437,395.00**

ADMINISTRATION DEPARTMENT

	Fiscal Year 2007-2008	Fiscal Year 2008-2009	Fiscal Year 2009-2010
PERSONNEL SALARIES			
OFFICIALS	$ 97,000.00	$ 102,000.00	$ 117,200.00
CLERICAL	$ 67,250.00	$ 71,000.00	$ 73,500.00
OVERTIME CLERICAL	$ 2,750.00	$ 4,500.00	$ 4,100.00
RELATED EXPENDITURES			
HEALTH INSURANCE	$ 80,000.00	$ 65,000.00	$ 50,000.00
TRAINING/SEMINARS	$ 1,000.00	$ 1,000.00	$ 250.00
CLERKS TRAINING	$ 500.00	$ 500.00	$ 500.00
EXPENSE ACCOUNT MAYOR	$ 1,800.00	$ 1,800.00	$ 1,800.00
TRAVEL EXPENSE	$ 750.00	$ 750.00	$ 500.00
CONTRACTUAL & COMMODITIES			
ATTORNEY FEES	$ 125,000.00	$ 100,000.00	$ 50,000.00
PROFESSIONAL FEES/AUDITORS	$ 25,000.00	$ 10,000.00	$ 35,000.00
ENGINEERING FEES	$ 105,564.00	$ 100,000.00	$ 50,000.00
PRINTING	$ 5,000.00	$ 6,500.00	$ 6,500.00
BUILDING MAINTENANCE	$ 18,000.00	$ 15,000.00	$ 30,000.00
SERVICE AGREEMENT	$ 7,500.00	$ 8,500.00	$ 8,500.00
EQUIPMENT MAINTENANCE	$ 12,000.00	$ 20,000.00	$ 15,000.00
OFFICE SUPPLIES	$ 15,000.00	$ 15,000.00	$ 12,000.00
POSTAGE	$ 19,000.00	$ 19,000.00	$ 12,000.00
DUES & SUBSCRIPTIONS	$ 9,000.00	$ 10,000.00	$ 9,000.00
PUBLIC NOTICES	$ 8,000.00	$ 9,000.00	$ 5,000.00
ZBA PUBLICATIONS	$ 10,000.00	$ 10,000.00	$ 2,500.00
TELEPHONE	$ 23,000.00	$ 25,000.00	$ 28,000.00
GARBAGE STICKERS		$ 500.00	$ 500.00
INTEREST EXPENSE	$ 5,500.00	$ 7,500.00	$ 18,000.00

ADMINISTRATION DEPARTMENT

	Fiscal Year 2007-2008	Fiscal Year 2008-2009	Fiscal Year 2009-2010
CAPITAL OUTLAY			
MISCELLANEOUS	$ 8,500.00	$ 7,000.00	$ 10,000.00
NEW EQUIPMENT	$ -	$ 12,459.00	$ -
ECONOMIC DEVELOPMENT	$ 25,000.00	$ 25,000.00	$ 25,000.00
GARDEN CLUB DONATION	$ 1,500.00	$ 2,000.00	$ -
MAINSTREET	$ 5,000.00	$ 5,000.00	$ -
EVENTS COMMITTEE		$ 21,000.00	$ 21,000.00
CAPITAL IMPROVEMENT	$ 192,500.00	$ 85,000.00	$ 27,500.00
OPERATING TRANSFERS/CORPORATE GENERAL			
TRANSFER OUT POOL	$ 50,300.00	$ 55,000.00	$ 40,800.00
TRANSFER OUT RTA	$ 51,672.00	$ 12,500.00	$ 14,800.00
TRANSFER TO PARK FUND	$ -	$ 47,000.00	$ 7,000.00
TRANSFER TO ROAD & BRIDGE			
TRANSFER TO CAP IMP BEAUTIFICATION	$ 91,000.00	$ -	$ -
TOTAL	**$ 1,064,086.00**	**$ 874,509.00**	**$ 675,950.00**

STREET DEPARTMENT

	Fiscal Year 2007-2008	Fiscal Year 2008-2009	Fiscal Year 2009-2010
PERSONNEL			
SALARIES	$ 247,397.00	$ 321,127.00	$ 277,210.00
OVERTIME	$ 18,000.00	$ 23,000.00	$ 23,000.00
RELATED EXPENDITURES			
HEALTH INSURANCE	$ 87,000.00	$ 88,000.00	$ 70,000.00
TRAINING/SEMINARS	$ 800.00	$ 2,000.00	$ 2,000.00
TRAVEL EXPENSE	$ 200.00	$ 1,000.00	$ -
UNIFORMS	$ 5,200.00	$ 5,200.00	$ 5,400.00
CONTRACTUAL SERVICES			
VEHICLE MAINTENANCE	$ 29,000.00	$ 40,000.00	$ 45,000.00
PARKING LOT MAINTENANCE		$ 92,000.00	$ 92,500.00
BUILDING & GROUNDS MAINTENANCE	$ 5,000.00	$ 13,500.00	$ 10,000.00
RADIO MAINTENANCE	$ 1,000.00	$ 1,000.00	$ 1,000.00
TREE PLANTING/REMOVAL		$ 40,000.00	$ 40,000.00
SIDEWALK REPLACEMENT		$ 40,000.00	$ 40,000.00
COMMODITIES			
TOOLS	$ 2,500.00	$ 5,000.00	$ 5,000.00
MATERIAL PURCHASES	$ 10,000.00	$ 10,000.00	$ 10,000.00
BARRICADES AND SIGN SUPPLIES		$ 2,000.00	$ 2,000.00
TELEPHONE	$ 3,000.00	$ 5,500.00	$ 5,000.00
ELECTRICITY	$ 95,000.00	$ 125,000.00	$ 125,000.00
FUEL FOR BUILDING	$ 3,000.00	$ 4,000.00	$ 4,000.00
GAS, OIL, GREASE	$ 28,000.00	$ 40,000.00	$ 50,000.00
STREET SIGNS		$ 4,000.00	$ 4,000.00
STREET DECORATIONS		$ 2,000.00	$ 2,000.00
MISCELLANEOUS/STREET SWEEPINGS	$ 2,500.00	$ 20,000.00	$ 15,000.00
CAPITAL OUTLAY			
NEW EQUIPMENT	$ 80,200.00	$ 70,000.00	$ 24,920.00
TOTAL	**$ 617,797.00**	**$ 954,327.00**	**$ 853,030.00**

POLICE DEPARTMENT

	Fiscal Year 2007-2008	Fiscal Year 2008-2009	Fiscal Year 2009-2010
PERSONNEL			
OFFICERS	$ 1,267,440.00	$ 1,389,051.00	$ 1,492,445.00
CLERICAL	$ 239,285.00	$ 256,338.00	$ 273,500.00
CROSSING GUARDS	$ 50,750.00	$ 49,384.00	$ 35,000.00
OVERTIME	$ 210,000.00	$ 254,191.00	$ 230,806.00
RELATED EXPENDITURES			
HEALTH INSURANCE	$ 265,000.00	$ 250,145.00	$ 309,000.00
HEALTH EXAMS	$ 1,200.00	$ 4,000.00	$ 2,000.00
TRAINING/SEMINARS		$ 30,000.00	$ 19,000.00
EDUCATION		$ 8,000.00	$ 5,000.00
UNIFORMS	$ 25,000.00	$ 25,000.00	$ 25,000.00
CONTRACTUAL SERVICES			
ATTORNEY FEES	$ 47,000.00	$ 43,719.00	$ 43,000.00
VEHICLE MAINTENANCE	$ 15,000.00	$ 15,000.00	$ 15,000.00
EQUIPMENT MAINTENANCE	$ 15,000.00	$ 15,000.00	$ 15,000.00
RADIO MAINTENANCE	$ 5,000.00	$ 5,000.00	$ 5,000.00
ADVERTISING	$ 1,000.00	$ 2,000.00	$ 2,000.00
COMMODITIES			
AMMUNITION	$ 3,500.00	$ 3,914.00	$ 4,000.00
MATERIAL PURCHASES/SUPPLIES	$ 8,000.00	$ 8,000.00	$ 8,000.00
OFFICE SUPPLIES	$ 8,000.00	$ 8,000.00	$ 8,000.00
INVESTIGATION/FILM	$ 6,000.00	$ 6,000.00	$ 6,000.00
DUES/SUBSCRIPTIONS	$ 2,000.00	$ 2,000.00	$ 2,000.00
TELEPHONE	$ 20,000.00	$ 12,000.00	$ 10,000.00
GAS, OIL, GREASE	$ 32,000.00	$ 53,052.00	$ 50,000.00
POLICE COMMISSION EXPENSE	$ 1,500.00	$ 5,000.00	$ 2,000.00

POLICE DEPARTMENT

	Fiscal Year 2007-2008	Fiscal Year 2008-2009	Fiscal Year 2009-2010
OTHER			
MISCELLANEOUS	$ 2,000.00	$ 2,000.00	$ 2,000.00
SPECIAL PROGRAMS	$ 2,000.00	$ 127,500.00	$ 5,000.00
CAPITAL OUTLAY			
NEW EQUIPMENT	$ 35,000.00	$ 63,000.00	$ 120,364.00
DATA BASE	$ 3,400.00	$ 3,400.00	$ 3,400.00
TOTAL	**$ 2,265,075.00**	**$ 2,640,694.00**	**$ 2,692,515.00**

COMMUNITY DEVELOPMENT DEPARTMENT

	Fiscal Year 2007-2008	Fiscal Year 2008-2009	Fiscal Year 2008-2009
SALARIES	$ 175,020.00	$ 175,020.00	$ 148,000.00
HEALTH INSURANCE	$ 33,000.00	$ 33,000.00	$ 51,000.00
TRAINING	$ 5,000.00	$ 5,000.00	$ 5,000.00
UNIFORM	$ 900.00	$ 900.00	$ 900.00
VEHICLE MAINTENANCE		$ 2,500.00	$ 1,000.00
NUISANCE ABATEMENT		$ 8,000.00	$ 7,000.00
GAS, OIL, GREASE	$ 1,000.00	$ 1,000.00	$ 1,500.00
CAPITAL OUTLAY			
NEW EQUIPMENT	$ 18,000.00	$ 1,500.00	$ 1,500.00
TOTAL	**$ 232,920.00**	**$ 226,920.00**	**$ 215,900.00**

SUMMARY OF GENERAL FUND

ADMINISTRATION	Fiscal Year 2007-2008	Fiscal Year 2008-2009	Fiscal Year 2009-2010
	$ 1,064,086.00	$ 874,509.00	$ 662,450.00

DOLLAR CHANGE
-$212,059.00
-24.25%

STREET	Fiscal Year 2007-2008	Fiscal Year 2008-2009	Fiscal Year 2009-2010
	$ 617,797.00	$ 954,327.00	$ 853,030.00

DOLLAR CHANGE
-$101,297.00
-10.61%

POLICE	Fiscal Year 2007-2008	Fiscal Year 2008-2009	Fiscal Year 2009-2010
	$ 2,265,075.00	$ 2,640,694.00	$ 2,692,515.00

DOLLAR CHANGE
$51,821.00
1.96%

	Fiscal Year 2007-2008	Fiscal Year 2008-2009	Fiscal Year 2009-2010
COMMUNITY DEVELOPMENT	$ 232,920.00	$ 226,920.00	$ 215,900.00

DOLLAR CHANGE
-$11,020.00
-4.86%

SUMMARY OF GENERAL FUND

TOTAL	Fiscal Year 2007-2008	Fiscal Year 2008-2009	Fiscal Year 2009-2010
	$ 4,179,878.00	$ 4,696,450.00	$ 4,423,895.00

DOLLAR CHANGE
-272,555.00
-5.80%

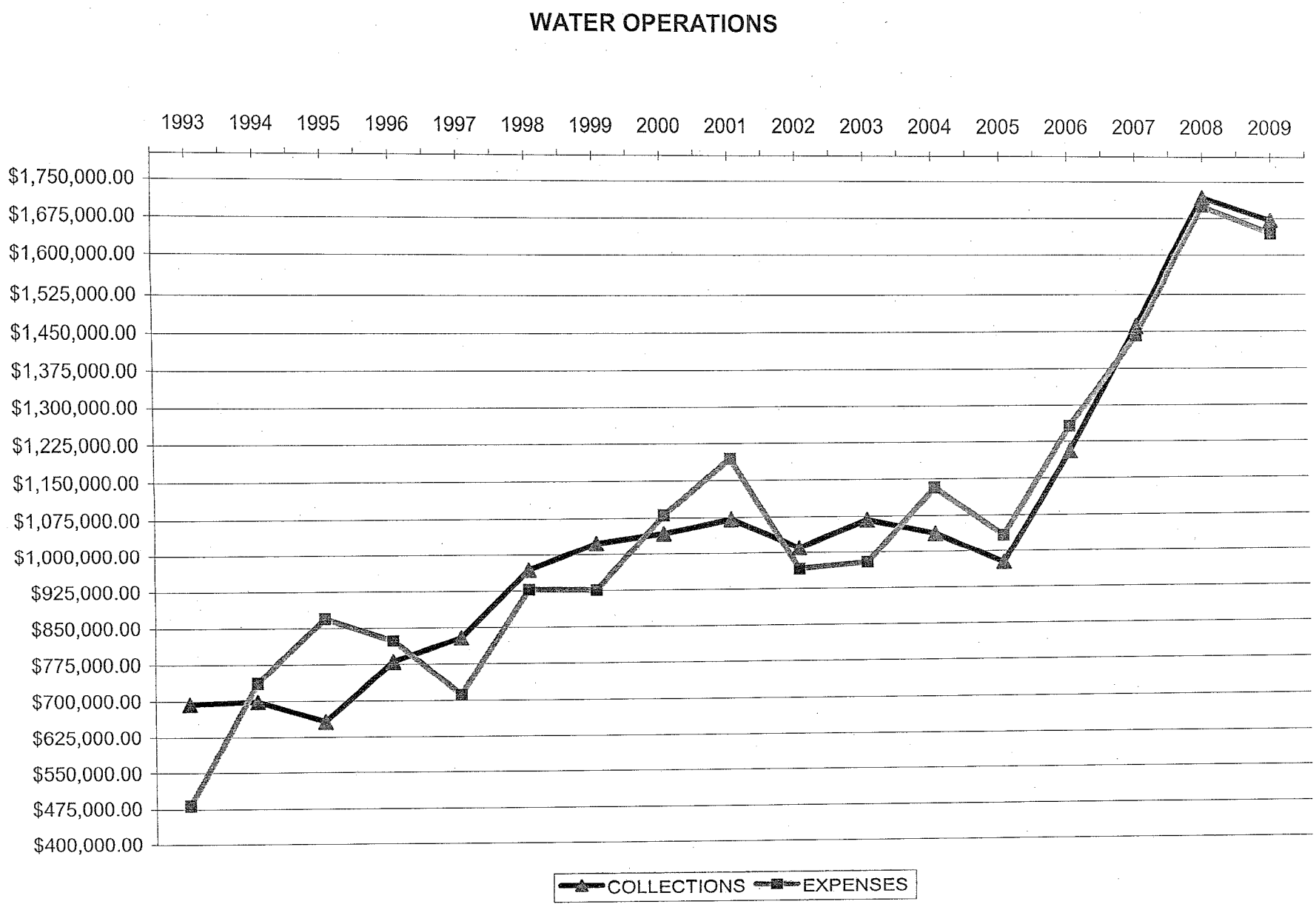
WATER OPERATIONS
1993
1994
1995
1996
1997
1998
1999
2000
2001
2002
2003
2004
2005
2006
2007
2008
2009
$1,750,000.00
$1,675,000.00
$1,600,000.00
$1,525,000.00
$1,450,000.00
$1,375,000.00
$1,300,000.00
$1,225,000.00
$1,150,000.00
$1,075,000.00
$1,000,000.00
$925,000.00
$850,000.00
$775,000.00
$700,000.00
$625,000.00
$550,000.00
$475,000.00
$400,000.00
COLLECTIONS
EXPENSES

WATER AND SEWER FUND REVENUE ESTIMATES

	Fiscal Year 2007-2008	Fiscal Year 2008-2009	Fiscal Year 2009-2010
WATER BILLS	$ 1,400,000.00	$ 1,400,000.00	$ 1,500,000.00
TAP ON PERMITS	$ 217,000.00	$ 96,810.00	$ 40,000.00
SALE OF MATERIAL		$ 2,000.00	$ 2,000.00
PENALTIES	$ 40,000.00	$ 37,000.00	$ 37,000.00
PLUMBING PERMITS	$ 40,000.00	$ 30,000.00	$ 10,000.00
MAINTENANCE CHARGE	$ 167,000.00	$ 210,000.00	$ 210,000.00
MOVING CHARGE	$ 6,000.00	$ 10,000.00	$ 20,000.00
INTEREST	$ 30,000.00	$ 30,000.00	$ 15,000.00
MISCELLANEOUS	$ 1,000.00	$ 1,000.00	$ 1,000.00
REV.BOND AMERIHOST	$ 17,000.00	$ 10,000.00	$ 5,000.00
CASH ON HAND/CAPITL IMPROVEMENT			$ 168,380.00
GRANT	$ 110,000.00	$ 210,000.00	$ 210,000.00
LEASE	$ 20,400.00	$ 22,300.00	$ 23,350.00
BOND PROCEEDS	$ 1,000,000.00	$ 900,000.00	$ -
WWTP FEE	$ 154,000.00	$ 101,200.00	$ 22,660.00
DEVELOPER DONATION	$ 153,264.00	$ -	$ -
TOTAL	**$ 3,202,400.00**	**$ 3,060,310.00**	**$ 2,264,390.00**

UTILITY OPERATIONS

	Fiscal Year 2007-2008	Fiscal Year 2008-2009	Fiscal Year 2009-2010
PERSONNEL SALARIES			
SALARIES	$ 242,000.00	$ 283,000.00	$ 298,000.00
OVERTIME	$ 7,200.00	$ 16,000.00	$ 23,000.00
RELATED EXPENDITURES			
HEALTH INSURANCE	$ 50,000.00	$ 52,500.00	$ 60,000.00
TRAINING	$ 2,000.00	$ 2,300.00	$ 2,500.00
TRAVEL EXPENSE	$ 800.00	$ 800.00	$ 500.00
UNIFORMS	$ 1,850.00	$ 1,800.00	$ 3,000.00
CONTRACTUAL & COMMODITIES			
PROFESSIONAL FEES	$ 13,592.00	$ 13,592.00	$ 25,000.00
ENGINEERING FEES	$ 67,250.00	$ 35,000.00	$ 5,000.00
VEHICLE MAINTENANCE	$ 800.00	$ 1,000.00	$ 1,500.00
BUILDING MAINTENANCE	$ 1,500.00	$ 13,000.00	$ 60,000.00
MAINTENANCE OF TOWER	$ 5,150.00	$ 20,000.00	$ 45,000.00
LIFT STATION MAINTENANCE	$ 4,200.00	$ 5,500.00	$ 25,000.00
EQUIPMENT MAINT.	$ 3,500.00	$ 4,500.00	$ 25,000.00
LAB SUPPLIES	$ 2,700.00	$ 3,200.00	$ 5,500.00
MATERIAL PURCHASES	$ 4,200.00	$ 4,500.00	$ 4,500.00
OFFICE SUPPLIES			$ 1,500.00
DUES & SUBSCRIPTIONS	$ 1,000.00	$ 1,000.00	$ 750.00
ELECTRICITY	$ 155,000.00	$ 185,000.00	$ 185,000.00
PERMIT FEES	$ 17,000.00	$ 17,000.00	$ 17,500.00
FUEL FOR BUILDING	$ 18,541.00	$ 19,500.00	$ 45,000.00
GAS, OIL & GREASE	$ 3,000.00	$ 3,300.00	$ 5,000.00
CHEMICALS	$ 16,125.00	$ 49,525.00	$ 100,000.00
MISCELLANEOUS	$ 3,000.00	$ 3,000.00	$ 2,000.00
TELEPHONE		$ 300.00	$ 3,000.00
CAPITAL OUTLAY			
NEW EQUIPMENT	$ 51,000.00	$ 30,500.00	$ 25,000.00
		$ -	$ -
TOTAL UTILITY OPERATIONS	**$ 671,408.00**	**$ 765,817.00**	**$ 968,250.00**

UTILITY MAINTENANCE & ADMINISTRATION

	Fiscal Year 2007-2008	Fiscal Year 2008-2009	Fiscal Year 2009-2010
PERSONNEL SALARIES			
SALARIES	$ 155,566.00	$ 121,000.00	$ 125,500.00
SALARIES, CLERICAL	$ 75,000.00	$ 94,000.00	$ 103,000.00
OVERTIME	$ 18,000.00	$ 18,000.00	$ 18,000.00
RELATED EXPENDITURES			
HEALTH INSURANCE	$ 56,000.00	$ 56,000.00	$ 50,000.00
UNIFORMS	$ 2,000.00	$ 2,000.00	$ 3,200.00
CONTRACTUAL & COMMODITIES			
ATTORNEY FEES			
ENGINEERING FEES			
VEHICLE MAINTENANCE	$ 2,000.00	$ 2,500.00	$ 20,000.00
STORM SEWER MAINTENANCE/CURBS	$ 100,000.00	$ 15,000.00	$ 20,000.00
SANITARY SEWER MAINTENANCE	$ 40,000.00	$ 40,000.00	$ 40,000.00
WATER MAIN MAINTENANCE	$ 40,000.00	$ 50,000.00	$ 50,000.00
MATERIAL PURCHASES	$ 2,000.00	$ 10,000.00	$ 10,000.00
OFFICE SUPPLIES	$ 4,500.00	$ 4,500.00	$ 1,500.00
POSTAGE	$ 13,640.00	$ 13,640.00	$ 13,640.00
TELEPHONE	$ 18,000.00	$ 18,000.00	$ 25,000.00
GAS, OIL & GREASE	$ 10,000.00	$ 10,000.00	$ 6,500.00
CAPITAL OUTLAY			
INFRASTRUCTURE EXPENDITURES	$ 1,314,000.00	$ 1,280,000.00	$ 375,000.00
NEW EQUIPMENT/METERS	$ 204,400.00	$ 51,903.00	$ 34,200.00
RENT	$ 10,000.00	$ 10,000.00	$ 20,000.00
MISCELLANEOUS	$ 1,500.00	$ 1,500.00	$ 1,000.00
OPERATING TRANSFERS			
TRANSFER OUT	$ 69,900.00	$ -	$ -
TRANSFER TO CAP IMP	$ 154,000.00	$ 101,200.00	$ 22,600.00
TOTAL UTILITY MAINTENANCE	**$ 2,290,506.00**	**$ 1,899,243.00**	**$ 939,140.00**

WATER BOND FUND

	Fiscal Year 2007-2008	Fiscal Year 2008-2009	Fiscal Year 2009-2010
PAYMENT			
PRINCIPAL AND INTEREST	$ 393,750.00	$ 395,250.00	$ 357,000.00
TOTAL	**$ 393,750.00**	**$ 395,250.00**	**$ 357,000.00**

SUMMARY WATER AND SEWER FUND

UTILITY OPERATIONS	Fiscal Year 2007-2008	Fiscal Year 2008-2009	Fiscal Year 2009-2010
	$ 671,408.00	$ 765,817.00	$ 968,250.00

DOLLAR CHANGE
202,433.00
26.43%

UTILITY MAINTENANCE	Fiscal Year 2007-2008	Fiscal Year 2008-2009	Fiscal Year 2009-2010
	$ 2,290,506.00	$ 1,899,243.00	$ 939,140.00

DOLLAR CHANGE
-$960,103.00
-50.55%

BOND PAYMENT	Fiscal Year 2007-2008	Fiscal Year 2008-2009	Fiscal Year 200-2010
	$ 393,750.00	$ 395,250.00	$ 357,000.00

DOLLAR CHANGE
-$38,250.00
-9.68%

SUMMARY WATER AND SEWER FUND

TOTAL	Fiscal Year 2007-2008	Fiscal Year 2008-2009	Fiscal Year 2008-2009
	$ 3,355,664.00	$ 3,060,310.00	$ 2,264,390.00

DOLLAR CHANGE
-$795,920.00
-26.01%

DIAL A RIDE

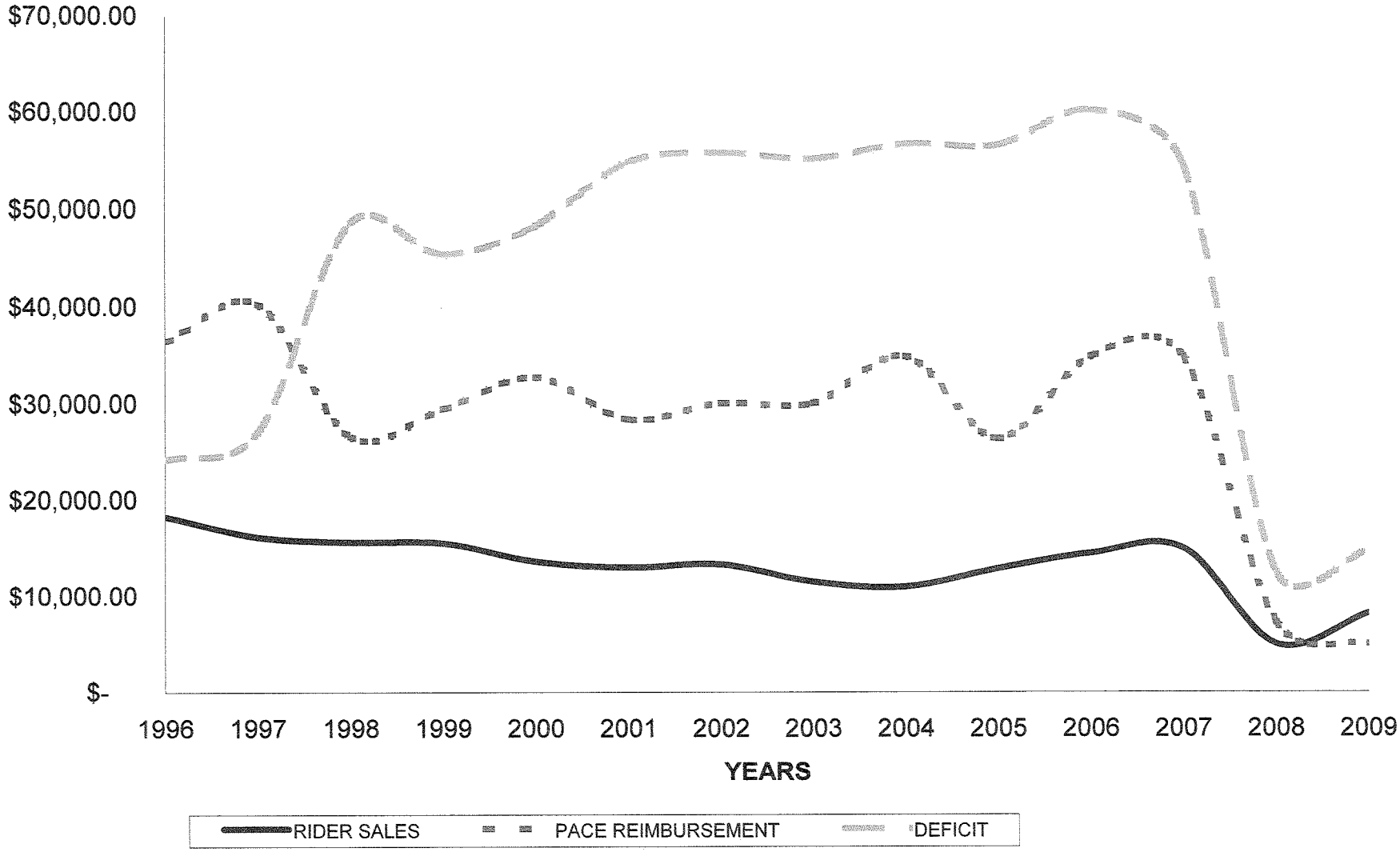
$70,000.00
$60,000.00
$50,000.00
$40,000.00
$30,000.00
$20,000.00
$10,000.00
$-
1996
1997
1998
1999
2000
2001
2002
2003
2004
2005
2006
2007
2008
2009
YEARS
RIDER SALES
PACE REIMBURSEMENT
DEFICIT

DIAL A RIDE FUND REVENUE ESTIMATES

	Fiscal Year 2007-2008	Fiscal Year 2008-2009	Fiscal Year 2008-2009
RIDERSHIP SALES	$ 15,000.00	$ 7,254.00	$ 8,200.00
PACE SUBSIDY	$ 35,000.00	$ 5,000.00	$ 5,000.00
LOCAL SHARE	$ 51,672.00	$ 12,417.00	$ 14,800.00
GRANT			
TOTAL	**$ 101,672.00**	**$ 24,671.00**	**$ 28,000.00**

DIAL A RIDE

PERSONNEL			
SALARIES	$ 75,000.00	$ 14,000.00	$ 18,000.00
RELATED EXPENDITURES			
HEALTH INSURANCE	$ 16,822.00	$ -	$ -
FICA		$ 1,071.00	$ -
CONTRACTUAL SERVICES			
VEHICLE MAINTENANCE	$ 1,000.00	$ 3,200.00	$ 2,500.00
RADIO MAINTENANCE			
COMMODITIES			
OFFICE SUPPLIES	$ 300.00	$ 100.00	$ -
MATERIALS AND SUPPLIES	$ 500.00	$ 500.00	$ -
TELEPHONE	$ 850.00	$ 1,300.00	$ 1,500.00
GAS,OIL,GREASE	$ 7,200.00	$ 4,500.00	$ 6,000.00
MISCELLANEOUS			
TOTAL	**$ 101,672.00**	**$ 24,671.00**	**$ 28,000.00**

SUMMARY DIAL A RIDE

TOTAL	Fiscal Year 2007-2008	Fiscal Year 2008-2009	Fiscal Year 2009-2010
	$ 101,672.00	**$ 24,671.00**	**$ 28,000.00**

DOLLAR CHANGE
3,329.00
13.49%

REVENUE ESTIMATES FOR PARK FUND

	Fiscal Year 2007-2008	Fiscal Year 2008-2009	Fiscal Year 2009-2010
REAL ESTATE TAXES	$ 102,000.00	$ 106,000.00	$ 113,100.00
BUILDING PERMITS	$ 75,000.00	$ 35,730.00	$ 7,911.00
DONATIONS	$ 1,500.00	$ 1,500.00	$ 1,500.00
PARK RENTALS	$ 1,500.00	$ 1,500.00	$ 1,500.00
TRANSFER IN	$ -	$ 47,000.00	$ 7,000.00
GRANTS/BEST CIVIC	$ 25,000.00	$ -	$ -
PARK PROGRAMS	$ 3,900.00	$ 6,000.00	$ 6,000.00
CONCESSIONS	$ -	$ -	$ -
PAYMENT FOR SERVICE	$ -	$ -	$ -
CASH ON HAND IMPACT FEES	$ -	$ -	$ -
MISCELLANEOUS/REIMBURSEMENT	$ 3,500.00	$ 1,600.00	$ 3,000.00
TOTAL	**$ 212,400.00**	**$ 199,330.00**	**$ 140,011.00**

REVENUE ESTIMATES FOR POOL

	Fiscal Year 2007-2008	Fiscal Year 2008-2009	Fiscal Year 2008-2009
DAILY TICKETS	$ 18,000.00	$ 21,000.00	$ 20,000.00
POOL PASSES	$ 17,500.00	$ 20,000.00	$ 23,000.00
LESSONS	$ 8,200.00	$ 6,500.00	$ 7,000.00
POOL PARTIES	$ 5,500.00	$ 3,500.00	$ 4,700.00
CONCESSION STAND	$ 15,000.00	$ 15,000.00	$ 9,500.00
DONATIONS			
MISCELLANEOUS	$ 1,000.00	$ 1,000.00	$ 1,000.00
TRANSFER IN	$ 50,300.00	$ 55,000.00	$ 40,800.00
CASH ON HAND IMPACT FEES			
TOTAL	**$ 115,500.00**	**$ 122,000.00**	**$ 106,000.00**

PARK FUND

	Fiscal Year 2007-2008	Fiscal Year 2008-2009	Fiscal Year 2009-2010
SALARIES			
PART-TIME PERSONNEL	$ 55,000.00	$ 55,000.00	$ 75,000.00
RELATED EXPENDITURES			
HEALTH INSURANCE		$ 6,100.00	$ 6,100.00
CONTRACTUAL SERVICES			
MAINTENANCE & UTILITIES	$ 22,000.00	$ 22,000.00	$ 35,000.00
BUILDING MAINTENANCE	$ 10,000.00	$ 10,000.00	$ 2,000.00
COMMODITIES			
MATERIAL PURCHASES	$ 3,000.00	$ 3,000.00	$ 2,000.00
FIREWORKS	$ 5,000.00	$ 5,000.00	$ 5,000.00
OTHER			
MISCELLANEOUS	$ 3,000.00	$ 1,000.00	$ -
PARK PROGRAMS	$ 7,500.00	$ 5,500.00	$ -
WALK IN CENTER	$ 6,900.00	$ 6,900.00	$ 7,000.00
NEW EQUIPMENT/MOWERS	$ 25,000.00	$ 2,100.00	$ -
LAND ACQUISITION	$ 50,000.00	$ 35,730.00	$ 7,911.00
TRANSFER TO POOL			
NORTHFIELD/MILKYWAY PARK	$ 25,000.00	$ -	$ -
TO CAP IMP	$ -	$ 47,000.00	$ -
TOTAL	**$ 212,400.00**	**$ 199,330.00**	**$ 140,011.00**

SUMMARY PARK FUND

TOTAL	Fiscal Year 2007-2008	Fiscal Year 2008-2009	Fiscal Year 2009-2010
	$ 212,400.00	$ 199,330.00	$ 140,011.00

DOLLAR CHANGE
-$59,319.00
-29.76%

SWIMMING POOL FUND

	Fiscal Year 2007-2008	Fiscal Year 2008-2009	Fiscal Year 2009-2010
PERSONNEL			
SALARIES	$ 38,000.00	$ 42,000.00	$ 42,000.00
CONTRACTUAL SERVICES			
MAINTENANCE	$ 15,000.00	$ 19,500.00	$ 5,000.00
COMMODITIES			
POOL SUPPLIES	$ 3,000.00	$ 3,000.00	$ 3,000.00
WATER	$ 5,000.00	$ 6,500.00	$ 6,500.00
UTILITIES	$ 33,000.00	$ 33,000.00	$ 33,000.00
CHEMICALS	$ 8,000.00	$ 6,500.00	$ 6,500.00
CONCESSION STAND	$ 6,500.00	$ 7,500.00	$ 7,500.00
OTHER			
MISCELLANEOUS	$ 1,000.00	$ 1,000.00	$ 1,000.00
NEW EQUIPMENT	$ 6,000.00	$ 3,000.00	$ 1,500.00
TOTAL	**$ 115,500.00**	**$ 122,000.00**	**$ 106,000.00**

SUMMARY SWIMMING POOL

TOTAL	Fiscal Year 2007-2008	Fiscal Year 2008-2009	Fiscal Year 2009-2010
	$ 115,500.00	**$ 122,000.00**	**$ 106,000.00**

DOLLAR CHANGE
-$16,000.00
-13.11%

NISRA FUND

	Fiscal Year 2007-2008	Fiscal Year 2008-2009	Fiscal Year 2008-2009
REVENUE			
PROPERTY TAX	$ 23,000.00	$ 25,000.00	$ 25,000.00
EXPENDITURES			
PAYMENT TO NISRA	$ 23,000.00	$ 25,000.00	$ 25,000.00
NISRA TOTALS	**$ 23,000.00**	**$ 25,000.00**	**$ 25,000.00**

SUMMARY NISRA FUND

	Fiscal Year 2007-2008	Fiscal Year 2008-2009	Fiscal Year 2008-2009
TOTAL	**$ 23,000.00**	**$ 25,000.00**	**$ 25,000.00**

DOLLAR CHANGE
$0.00
0.00%

REVENUE ESTIMATES FOR ROAD AND BRIDGE FUND

	Fiscal Year 2007-2008	Fiscal Year 2008-2009	Fiscal Year 2008-2009
TOWNSHIP PROPERTY TAX LEVY	$ 66,000.00	$ -	$ -
REPLACEMENT TAX	$ 12,000.00	$ -	$ -
SIDEWALK REIMBURSEMENTS	$ 40,000.00	$ -	$ -
TRANSFER IN		$ -	
GRANT		$ -	$ -
TOTAL	**$ 118,000.00**	**$ -**	**$ -**

ROAD AND BRIDGE BUDGET

	Fiscal Year 2007-2008	Fiscal Year 2008-2009	Fiscal Year 2008-2009
CONTRACTUAL SERVICES			
MOWING	$ 7,500.00	$ -	$ -
TREE PLANTING & REMOVAL	$ 40,000.00	$ -	$ -
SIDEWALK	$ 40,000.00	$ -	$ -
BARRICADES & SIGN SUPPLIES	$ 1,500.00	$ -	$ -
COMMODITIES			
STREET SIGNS	$ 3,500.00	$ -	$ -
STREET DECORATIONS	$ 2,000.00	$ -	$ -
CAPITAL OUTLAY			
JEFFERSON STREET BRIDGE			
GARFIELD STREET		$ -	$ -

ROAD AND BRIDGE BUDGET

	Fiscal Year 2007-2008	Fiscal Year 2008-2009	Fiscal Year 2008-2009
OTHER			
TRANSFER TO GENERAL FUND	$ 23,500.00	$ -	$ -
MISCELLANEOUS/CURBS			
TOTAL	**$ 118,000.00**	**$ -**	**$ -**

SUMMARY ROAD AND BRIDGE

TOTAL	Fiscal Year 2007-2008	Fiscal Year 2008-2009	Fiscal Year 2008-2009
	$ 118,000.00	**$ -**	**$ -**

DOLLAR CHANGE
$0.00
#DIV/0!

OFF STREET PARKING FUND

	Fiscal Year 2007-2008	Fiscal Year 2008-2009	Fiscal Year 2008-2009
REVENUES			
COMMUTER PARKING LOT FEES	$ 70,000.00	$ -	$ -
TOTAL	**$ 70,000.00**	**$ -**	**$ -**
EXPENDITURES			
PARKING LOT MAINTENANCE	$ 50,000.00	$ -	$ -
TRANSFER TO GENERAL FUND	$ 20,000.00	$ -	$ -
REPAIR RETAINING WALL		$ -	$ -
TOTAL	**$ 70,000.00**	**$ -**	**$ -**

SUMMARY OFF STREET PARKING

	Fiscal Year 2007-2008	Fiscal Year 2008-2009	Fiscal Year 2008-2009
TOTAL	**$ 70,000.00**	**$ -**	**$ -**

DOLLAR CHANGE
$0.00
#DIV/0!

REVENUE ESTIMATES MOTOR FUEL TAX FUND

	Fiscal Year 2007-2008	Fiscal Year 2008-2009	Fiscal Year 2009-2010
BOND PROCEEDS			
ENTITLEMENT	$ 250,000.00	$ 250,000.00	$ 250,000.00
INTEREST	$ 1,500.00	$ 1,500.00	$ 1,500.00
CASH ON HAND			$ 28,850.00
TOTAL	**$ 251,500.00**	**$ 251,500.00**	**$ 280,350.00**

MOTOR FUEL TAX FUND

	Fiscal Year 2007-2008	Fiscal Year 2008-2009	Fiscal Year 2009-2010
ENGINEERING			
SIDEWALK PROGRAM	$ 20,000.00	$ 20,000.00	$ 16,000.00
CURB REPLACEMENT			
SALT	$ 72,500.00	$ 115,000.00	$ 115,000.00
ROAD PROGRAM/MAINTENANCE	$ 109,650.00	$ 67,150.00	$ 100,000.00
INTEREST EXPENSE	$ 49,350.00	$ 49,350.00	$ 49,350.00
GARFIELD STREET			
JEFFERSON BRIDGE			
TOTAL	**$ 251,500.00**	**$ 251,500.00**	**$ 280,350.00**

SUMMARY MOTOR FUEL TAX FUND

	Fiscal Year 2007-2008	Fiscal Year 2008-2009	Fiscal Year 2009-2010
TOTAL	**$ 251,500.00**	**$ 251,500.00**	**$ 280,350.00**

DOLLAR CHANGE
$28,850.00
11.47%

CITY OF HARVARD ROAD PROGRAM
2009-2010

Street	From	To
Ayer street	Park	Rt. 173
Marengo Road	Ayer	Rt. 173
McKinley	Rt. 14	Garfield

SEVEN YEAR ROAD PROGRAM

	Fiscal Year 2003-2004	Fiscal Year 2004-2005	Fiscal Year 2005-2006	Fiscal Year 2006-2007	Fiscal Year 2007-2008	Fiscal Year 2008-2009	Fiscal Year 2009-2010	Fiscal Year 2010-2011
INCOME	$500,000.00	$210,000.00	$240,000.00	$250,000.00	$250,000.00	$250,000.00	$260,000.00	$260,000.00
EXPENSE								
BOND PAY	$ -	$ 55,000.00	$ 55,000.00	$ 55,000.00	$ 55,000.00	$ 55,000.00	$ 55,000.00	$ 55,000.00
MAINT	$ 20,000.00	$ 20,000.00	$ 20,000.00	$ 20,000.00	$ 20,000.00	$ 20,000.00	$ 20,000.00	$ 20,000.00
ENGIN	$ 20,000.00	$ 20,000.00	$ 20,000.00	$ 20,000.00	$ 20,000.00	$ -	$ -	$ 20,000.00
SALT	$ 60,000.00	$ 60,000.00	$ 62,500.00	$ 62,500.00	$ 65,000.00	$115,000.00	$115,000.00	$ 65,000.00
PROJECTS	$300,000.00	$ 55,000.00 GARFIELD	$ 70,000.00	$ 70,000.00	$ 70,000.00	$ 60,000.00	$ 60,000.00	$ - start again
TOTAL	$400,000.00	$210,000.00	$227,500.00	$227,500.00	$230,000.00	$250,000.00	$250,000.00	$160,000.00
BALANCE	**100,000.00**	**0.00**	**12,500.00**	**22,500.00**	**20,000.00**	**0.00**	**10,000.00**	**100,000.00**

POLICE PROTECTION REVENUE ESTIMATES

	Fiscal Year 2007-2008	Fiscal Year 2008-2009	Fiscal Year 2009-2010
PROPERTY TAXES	$ 102,000.00	$ -	$ -
REIMBURSEMENT	$ 3,000.00	$ -	$ -
DUI FINES			
TOTAL	**$ 105,000.00**	**$ -**	**$ -**

POLICE PROTECTION FUND

	Fiscal Year 2007-2008	Fiscal Year 2008-2009	Fiscal Year 2009-2010
PERSONNEL			
SALARIES SPECIAL	$ 3,500.00	$ -	$ -
RELATED EXPENDITURES			
TRAINING & SEMINARS	$ 11,000.00	$ -	$ -
EDUCATION	$ 21,500.00	$ -	$ -
CAPITAL OUTLAY			
EQUIPMENT RADIO LEASE/SQUAD	$ 59,242.00	$ -	$ -
			$ -
OTHER			
TRANSFER TO GENERAL FUND	$ 9,758.00	$ -	$ -
TOTAL	**$ 105,000.00**	**$ -**	**$ -**

SUMMARY POLICE PROTECTION

TOTAL	Fiscal Year 2007-2008	Fiscal Year 2008-2009	Fiscal Year 2009-2010
	$ 105,000.00	**$ -**	**$ -**

DOLLAR CHANGE
$0.00
#DIV/0!

POLICE PENSION FUND

	Fiscal Year 2007-2008	Fiscal Year 2008-2009	Fiscal Year 2009-2010
REVENUE			
PROPERTY TAXES	$ 120,000.00	$ 200,000.00	$ 250,000.00
REPLACEMENT TAX	$ 25,000.00	$ 30,000.00	$ 25,000.00
TOTAL	$ 145,000.00	$ 230,000.00	$ 275,000.00
EXPENDITURES			
PENSION PAYMENTS	$ 145,000.00	$ 230,000.00	$ 275,000.00
TOTAL	**$ 145,000.00**	**$ 230,000.00**	**$ 275,000.00**

SUMMARY POLICE PENSION

TOTAL	Fiscal Year 2007-2008	Fiscal Year 2008-2009	Fiscal Year 2009-2010
	$ 145,000.00	**$ 230,000.00**	**$ 275,000.00**

DOLLAR CHANGE
$45,000.00
19.57%

INSURANCE FUND

	Fiscal Year 2007-2008	Fiscal Year 2008-2009	Fiscal Year 2009-2010
REVENUE			
PROPERTY TAXES	$ 175,000.00	$ 185,000.00	$ 210,000.00
TOTAL	$ 175,000.00	$ 185,000.00	$ 210,000.00
EXPENDITURES			
INSURANCE, WORKMAN'S COMP	$ 160,000.00	$ 170,000.00	$ 192,000.00
UNEMPLOYMENT, AND PROPERTY TRANSFER TO CORP. GEN FUND	$ 15,000.00	$ 15,000.00	$ 18,000.00
TOTAL	$ 175,000.00	$ 185,000.00	$ 210,000.00

SUMMARY INSURANCE

	Fiscal Year 2007-2008	Fiscal Year 2008-2009	Fiscal Year 2009-2010
TOTAL	**$ 175,000.00**	**$ 185,000.00**	**$ 210,000.00**

DOLLAR CHANGE
$25,000.00
13.51%

FICA FUND

	Fiscal Year 2007-2008	Fiscal Year 2008-2009	Fiscal Year 2009-2010
REVENUE			
PROPERTY TAXES	$ 203,840.00	$ 250,000.00	$ 265,000.00
EXPENDITURES			
PAYMENT FOR FICA	$ 203,840.00	$ 250,000.00	$ 265,000.00

IMRF FUND

	Fiscal Year 2007-2008	Fiscal Year 2008-2009	Fiscal Year 2009-2010
REVENUE			
PROPERTY TAXES	$ 124,800.00	$ 162,000.00	$ 170,000.00
REPLACEMENT TAXES	$ 23,000.00	$ 23,000.00	$ 23,000.00
EXPENDITURES			
PAYMENT FOR PENSION	$ 147,800.00	$ 185,000.00	$ 193,000.00
IMRF TOTALS			

SUMMARY PENSIONS

TOTAL	Fiscal Year 2007-2008	Fiscal Year 2008-2009	Fiscal Year 2009-2010
	$ 351,640.00	**$ 435,000.00**	**$ 458,000.00**

DOLLAR CHANGE
$23,000.00
5.29%

AUDIT FUND

	Fiscal Year 2007-2008	Fiscal Year 2008-2009	Fiscal Year 2009-2010
REVENUE			
PROPERTY TAXES	$ 27,500.00	$ 27,500.00	$ -
EXPENDITURES			
PAYMENT TO AUDITORS	$ 27,500.00	$ 27,500.00	$ -

SUMMARY AUDIT FUND

TOTAL	**Fiscal Year 2007-2008**	**Fiscal Year 2008-2009**	**Fiscal Year 2009-2010**
	$ 27,500.00	**$ 27,500.00**	**$ -**
DOLLAR CHANGE			

DEBT SERVICE FUND

	Fiscal Year 2007-2008	Fiscal Year 2008-2009	Fiscal Year 2009-2010
REVENUE			
PROPERTY TAXES	$ 330,190.00	$ 316,190.00	$ 316,190.00
EXPENDITURES			
POOL PRINCIPAL	$ 90,000.00	$ 95,000.00	$ 95,000.00
POOL INTEREST	$ 69,500.00	$ 60,500.00	$ 60,500.00
LIBRARY PRINCIPAL	$ 100,000.00	$ 100,000.00	$ 100,000.00
LIBRARY INTEREST	$ 70,690.00	$ 60,690.00	$ 60,690.00
TOTAL	**$ 330,190.00**	**$ 316,190.00**	**$ 316,190.00**

SUMMARY DEBT SERVICE FUND

	Fiscal Year 2007-2008	Fiscal Year 2008-2009	Fiscal Year 2009-2010
TOTAL	**$ 330,190.00**	**$ 316,190.00**	**$ 316,190.00**

DOLLAR CHANGE
$0.00
0.00%

LIBRARY FUND

	Fiscal Year 2007-2008	Fiscal Year 2008-2009	Fiscal Year 2009-2010
REVENUE			
PROPERTY TAXES	$ 198,450.00	$ 211,000.00	$ 226,000.00
REPLACEMENT TAX	$ 13,200.00	$ 15,000.00	$ 10,000.00
OTHER	$ 2,000.00	$ 1,000.00	$ 1,000.00
FICA/IMRF LEVY	$ 29,562.00	$ 28,975.00	$ 29,796.00
CASH	$ -	$ -	$ -
TOTAL	$ 243,212.00	$ 255,975.00	$ 266,796.00
EXPENDITURES			
PERSONNEL			
SALARY	$ 170,040.00	$ 172,000.00	$ 175,440.00
FICA/MEDICARE	$ 13,008.00	$ 13,135.00	$ 13,500.00
IMRF/EXPENSE	$ 16,554.00	$ 15,840.00	$ 16,296.00
HEALTH INSURANCE	$ 25,080.00	$ 28,000.00	$ 29,500.00
UNEMPLOYMENT	$ 660.00	$ 660.00	$ 700.00
MATERIALS			
BOOKS/PERIODICALS			$ 1,400.00
REFERENCE PRINT			
AUDIO BOOKS			
ELECTRONIC RESOURCES			
OPERATING EXPENSE			
EQUIPMENT			
FURNITURE			
BUILDING MAINT.	$ 7,000.00	$ 12,000.00	$ 17,600.00
EQUIPMENT MAINTENANCE			
MISCELLANEOUS			
SUPPLIES/MAINTENANCE	$ 500.00	$ 500.00	$ 1,200.00
SUPPLIES/OFFICE			
TELEPHONE	$ 7,740.00	$ 7,740.00	$ 8,000.00
UTILITIES	$ 250.00	$ 1,500.00	$ 1,560.00

LIBRARY FUND

	Fiscal Year 2007-2008	Fiscal Year 2008-2009	Fiscal Year 2009-2010
ADMINISTRATION			
PROFESIONAL FEES			
MILEAGE	$ 300.00	$ 400.00	$ 400.00
CONTRACT SERVICES			
BOARD EXPENSE			
DUES	$ 200.00	$ 200.00	$ 200.00
ADULT PROGRAMMING			
YOUTH PROGRAMMING			
PUBLIC INFORMATION			
STAFF DEVELOPMENT			
TECHNOLOGY CHARGES			$ 1,000.00
CASH RESERVE	$ 1,880.00	$ 4,000.00	$ -
TOTAL	**$ 241,332.00**	**$ 255,975.00**	**$ 266,796.00**

SUMMARY LIBRARY

TOTAL	Fiscal Year 2007-2008	Fiscal Year 2008-2009	Fiscal Year 2009-2010
	$ 241,332.00	**$ 255,975.00**	**$ 266,796.00**

DOLLAR CHANGE
$10,821.00
4.23%

REVENUE SUMMARY FISCAL YEAR 2006-2007

	Fiscal Year 2007-2008	Fiscal Year 2008-2009	Fiscal Year 2009-2010
GENERAL FUND	$ 4,144,878.00	$ 4,271,450.00	$ 4,367,395.00
WATER AND SEWER FUND	$ 2,092,400.00	$ 1,950,310.00	$ 1,886,010.00
SPECIAL REVENUE FUNDS	$ 1,973,902.00	$ 2,205,691.00	$ 1,809,701.00
LIBRARY FUND	$ 241,332.00	$ 255,975.00	$ 266,796.00
BOND PROCEEDS	$ 1,000,000.00	$ 900,000.00	$ -
CASH ON HAND			$ 197,230.00
GRANTS	$ 170,000.00	$ 405,000.00	$ 280,000.00
TOTAL REVENUE	**$ 9,622,512.00**	**$ 9,988,426.00**	**$ 8,807,132.00**

REVENUE SUMMARY FISCAL YEAR 2006-2007

	Fiscal Year 2007-2008	Fiscal Year 2008-2009	Fiscal Year 2009-2010
GENERAL FUND	$ 4,144,878.00	$ 4,682,950.00	$ 4,353,895.00
WATER AND SEWER FUND	$ 2,092,400.00	$ 1,950,310.00	$ 1,886,010.00
SPECIAL REVENUE FUNDS	$ 1,973,902.00	$ 1,781,191.00	$ 1,809,701.00
LIBRARY FUND	$ 241,332.00	$ 255,975.00	$ 266,796.00
BOND PROCEEDS	$ 1,000,000.00	$ 900,000.00	$ -
CASH ON HAND			$ 197,230.00
GRANTS	$ 170,000.00	$ 405,000.00	$ 280,000.00
TOTAL REVENUE	**$ 9,622,512.00**	**$ 9,975,426.00**	**$ 8,793,632.00**

BUDGET SUMMARY FISCAL YEAR 2006-2007

	Fiscal Year 2007-2008	Fiscal Year 2008-2009	Fiscal Year 2009-2010
TOTAL BUDGET	$ 9,531,944.00	$ 9,732,451.00	$ 8,540,336.00
TOTAL LIBRARY BUDGET	$ 241,332.00	$ 255,975.00	$ 266,796.00
GRAND TOTAL BUDGET	$ 9,773,276.00	$ 9,988,426.00	$ 8,807,132.00

SUMMARY TOTAL BUDGET

TOTAL	Fiscal Year 2007-2008	Fiscal Year 2008-2009	Fiscal Year 2009-2010
	$ 9,773,276.00	$ 9,988,426.00	$ 8,807,132.00

DOLLAR CHANGE
-$1,181,294.00
-11.83%

TIF BUDGETS

	Fiscal Year 2007-2008	Fiscal Year 2008-2009	Fiscal Year 2009-2010
REVENUE			
PROPERTY TAXES DOWNTOWN	$ 128,000.00	$ 177,000.00	$ 182,000.00
PROPERTY TAXES INDUSTRIAL	$ 73,933.00	$ 129,000.00	$ 192,000.00
PROPERTY TAXES SOUTH	$ 2,125.00	$ 2,200.00	$ 6,500.00
BOND PROCEEDS DOWNTOWN		$ 3,400,000.00	
BOND PROCEEDS INDUSTRIAL		$ 1,250,000.00	$ 300,000.00
BOND PROCEEDS SOUTH	$ 800,000.00	$ 800,000.00	
TOTAL	$ 1,004,058.00	$ 5,758,200.00	$ 680,500.00
EXPENDITURES			
DEBT SERVICE			
DOWNTOWN	$ 97,000.00	$ 125,000.00	$ 254,000.00
INDUSTRIAL	$ 96,000.00	$ 96,000.00	$ 199,180.00
SOUTH	$ -	$ 52,000.00	$ 47,803.48
PLANNING STUDIES			
DOWNTOWN			
INDUSTRIAL			
SOUTH			
CONSTRUCTION PROJECTS			
DOWNTOWN		$ 2,500,000.00	
INDUSTRIAL		$ 1,250,000.00	$ 275,000.00
SOUTH	$ 800,000.00	$ 800,000.00	
TOTAL EXPENSE	$ 993,000.00	$ 4,823,000.00	$ 775,983.48

SSA BUDGETS

	Fiscal Year 2007-2008	Fiscal Year 2008-2009	Fiscal Year 2009-2010
REVENUE			
PROPERTY TAX			
SSA #1	$ 40,565.40	$ 40,565.40	$ 40,565.40
SSA #2	$ 36,852.90	$ 36,852.90	$ 36,852.90
SSA #3	$ 68,008.00	$ 66,548.00	$ 66,548.00
SSA #4	$ 41,875.00	$ 40,875.00	$ 40,875.00
SSA #5	$ 131,800.00	$ 129,495.00	$ 129,495.00
TOTAL	$ 319,101.30	$ 314,336.30	$ 314,336.30
EXPENDITURES			
DEBT SERVICE			
SSA #1	$ 40,565.40	$ 40,565.40	$ 40,565.40
SSA #2	$ 36,852.90	$ 36,852.90	$ 36,852.90
SSA #3	$ 68,008.00	$ 66,548.00	$ 66,548.00
SSA #4	$ 41,875.00	$ 40,875.00	$ 40,875.00
SSA #5	$ 131,800.00	$ 129,495.00	$ 129,495.00
TOTAL	$ 319,101.30	$ 314,336.30	$ 314,336.30

CONTINGENCY

	Fiscal Year 2007-2008	Fiscal Year 2008-2009	Fiscal Year 2009-2010
REVENUE			
MISCELLANEOUS	$ 500,000.00	$ 500,000.00	$ 750,000.00
EXPENDITURES			
CITY COUNCIL APPROVED	$ 500,000.00	$ 500,000.00	$ 750,000.00

#	ITEM	PRICE EACH	TOTAL
2	09 Dodge Durango	$20,837.00	$41,674.00
1	09 Chevy Impala		$19,200.00
2	Motorola 45 Watt Mobile Radio	$700.00	$1,400.00
2	Two tone paint	$1,000.00	$2,000.00
2	Whelen Light/siren control	$439.95	$879.90
2	Squad decals	$2,000.00	$4,000.00
2	Code 3 led light bars/arrow stick	$1,650.00	$3,300.00
2	Sets Rear Window Bars	$155.00	$310.00
2	Whelen siren & bracket	$200.00	$400.00
1	trunk organizer	$300.00	$300.00
2	Panasonic CF-29 computer	$5,500.00	$11,000.00
2	Docking station for above	$600.00	$1,200.00
1	In Car camera	$5,000.00	$5,000.00
	Shipping Costs		$200.00
		Total	$90,863.90

ITEM	QUANTITY	TOTAL
Radio Room Grant	1	$53,000.00
AED	2	$5,000.00
Copier	1	$9,000.00
Digital Eye Witnes Video	1	$5,000.00
Night Vision Optics	1	$500.00
Defensive Tactics		$1,000.00
Graffiti Camera	1	$5,000.00
	Total	$78,500.00

01025800 New Equipment

Item	Cost	
26000 GVW truck	0	used
Steam cleaner	0	
Paint striper	0	
4X4 Pickup	20420	3/4 ton
Plow for Pickup	4500	
Truck tarp	0	
Walk behind saw	0	for hot mix
Hot patch trailer	0	
Tire balancer	0	
Bobcat broom	0	
	$ 24,920	

New dump truck is $84,000 on state bid

4X4 Trucks with plows in use now

1- 2001 FORD
1- 1999 DODGE DUMP
1- 1994 CHEVY 1 TON

Dump Trucks in use now

#8- 1986 Ford **Auction 2009**
#6- 1990 Ford
#4- 1997 Ford
#2- 2000 International
#11- 2001 International
#9- 2004 International
#7- 2007 International
#5- 2008 International

70025800 New Equipment

Meter Replacement	8200		
MXU	26000	100 5/8 X 3/4	Rebuilt
		200	
	$ 34,200		

01-02-5514 Building Maint.

Shop loft	0	
Salt Shed	2000	Overhead door
	1500	opener
	500	gutters
	$4,000.00	

New Projects

Water Tower #3 Harvard Hills Rd

Exterior cleaning: $4200.00
Includes Chlorinated cleaning,quaternary ammonium rinse (FOR MILDEW)
Minor touch-up around the bottom bell.

Interior Cleaning:
Diver inspection $2690.00
Diver cleaning $2810.00
PER 2INCH of sediment $350.00 per hr after that
Note:this was done 3 years ago need to do before exterior.

Drive way at W.W.T.P
Ron Finke

6,000sf	$27,000.00
6,000sf	$27,000.00
4,200sf	$19,305.00

NOTE: THIS CAN BE DONE A SECTION AT A TIME.

2009 f-series 4x4	$20,972.00	
Snow Plow	$4,500.00	
Total		$25,472.00

DEBT SERVICE 2009-2010

NOTE	BAL DUE	AMT. PAYMENT
WS REVENUE BONDS	$2,860,569.00	$206,711.00
WS 2006 SERIES	$1,510,145.00	$132,195.00
POOL	$1,210,000.00	$159,000.00
LIBRARY	$1,235,000.00	$154,290.00
TIF#1	$3,400,000.00	$94,742.00
TIF#2	$2,500,000.00	$106,392.00
TIF#3	$600,000.00	$47,803.48
MFT	$49,343.00	$49,343.00
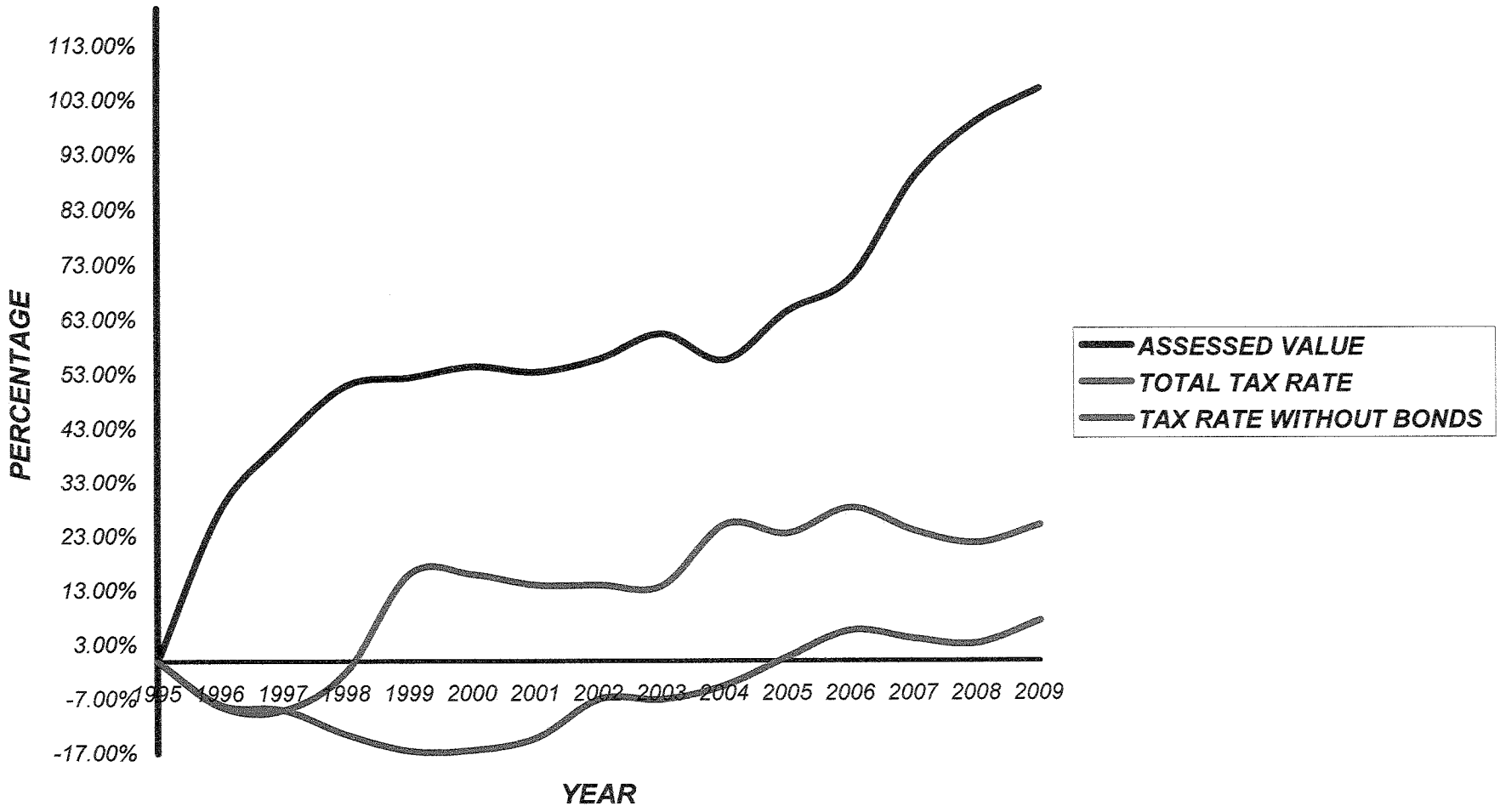
CITY OF HARVARD TAX RATE